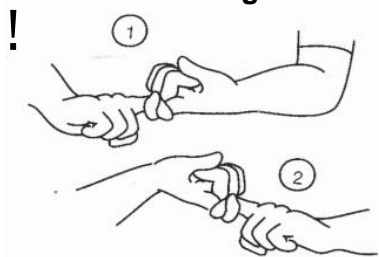


## Hand Signs for 8 Expectations

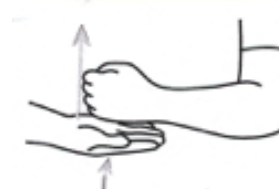
### Hand Sign for Expectation #1

Sign language for Friend: Using your index fingers, first hook right over left and then left over right.



### Hand Sign for Expectation #5

Use sign for Help: Place the left hand in fist position midline of your body and bringing the open right hand palm up underneath it.



### Hand Sign for Expectation #2

Use sign for Respect: With right hand make letter 'R'; 'R' hand arcs in and down near forehead.



### Hand Sign for Expectation #6

Use sign for Applaud: Clap several times quickly while hands move forward.



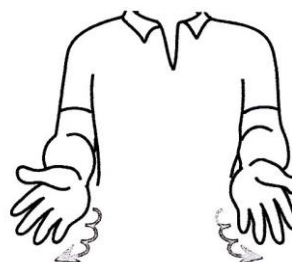
### Hand Sign for Expectation #3

Use sign language for "Please" – open hand facing chest moving in a circular motion; "Thank you", place fingertips of open right hand palm-in at mouth and drop.



### Hand Sign for Expectation #7

Use sign for Encourage: Flat hands gently push (someone) forward in short movements.



### Hand Sign for Expectation #4

Use sign for Cheer: Hand makes the letter, 'C' and repeatedly brushes up the side of chest ; repeat



### Hand Sign for Expectation #8

Use sign for Practice: Palm down 'A'; brush back and forth on left index.

