

C.R.O.S.S.ROADS Choice Chants, Posters, and Literature

- [C.R.O.S.S.ROADS Chant 1](#) no emoji - Printable poster
- [C.R.O.S.S.ROADS Chant 2 with emoji](#) - Printable poster
- [C.R.O.S.S.ROADS Process Poster](#) with emoji - includes 5 step questions
- [C.R.O.S.S.ROADS Choice Poetry and Literature Examples](#)

Learn this simple chant to remember the five steps in the [C.R.O.S.S.ROADS Choice process](#). It works for general decision-making, problem-solving, conflict resolution, and goal setting.

C.R.O.S.S.ROADS Choice Chant 1

Five fingers on my hand will help me to recall

Five steps to good choices, whether great or small.

First I define my choice, thinking it clearly through

Trying to set my mind on what I want to do

Second I look at the facts of what is happening... now

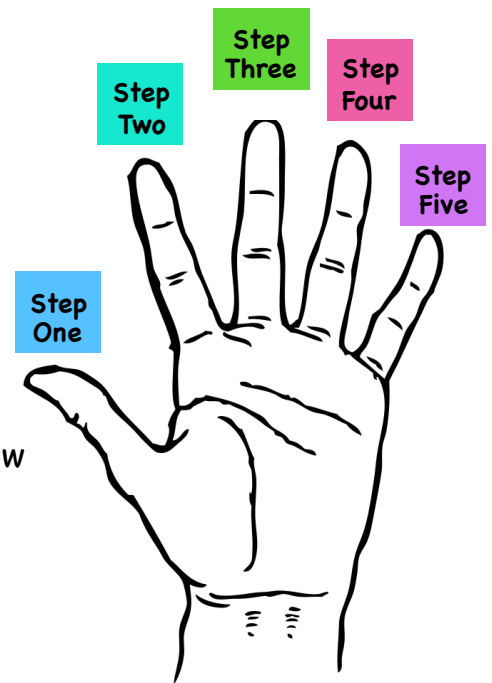
Third I seek the options to what might work ... somehow

Fourth I select what is best for me right now

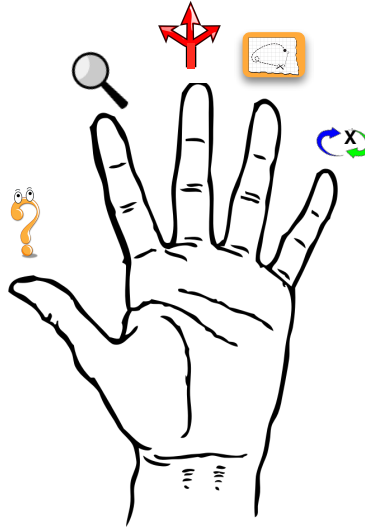
Finding answers for the Who? the What? the How?

Then I work very hard to put my plan together,

And **Fifth** is checking if I can make it any better.



Pam Deering



C.R.O.S.S.ROADS Five Finger Choice Chant 2

Five fingers on my hand will help me to recall

Five steps to good choices, whether great or small.



First I define my choice, thinking it clearly through

Trying to set my mind on what I want to do



Second I look at the facts of what is happening... now

Third I seek the options to what might work ... somehow



Fourth I pick out what is best for me right now



Finding answers for the Who? the What? the How?


Then I work very hard to put my plan together,



And Fifth is checking if I can make it any better.

C.R.O.S.S.ROADS Process Poster with emoji -











includes choice decision-making 5 questions



C.R.O.S.S.ROADS Sign

Language Chart -

- Emoji representing steps
- Five Steps process
- Sign Language (Signing Exact English) for each of the steps.

C.R.O.S.S.ROADS Emoji and Sign Language Chart		
Emoji	Sign	Hand Sign Instructions
 <p>CHOICE What is the choice I'm trying to make?</p>		<p>Choice: Make a palm-out 'C' with right hand. Touch the index finger of a palm-in left hand 'V' and move it back towards body.</p>
 <p>REALITY What is happening now? What do I want to happen?</p>		<p>Now: Drop down bent hands palm up.</p>
 <p>OPTIONS What are some choice options I might try?</p>		<p>Option/s: Make a palm-out 'O' with right hand. Move it back towards body from a palm-in left hand 'V'.</p>
 <p>SELECT & PLAN What specific personal effort is necessary to make my choice option/s happen?</p>		<p>Select: Put the palm-out heel of right 'S' on index finger of a palm-in left hand 'V'. Move it back towards body. 'V' stays stationary. Plan: Move palm-facing flat hands facing out from the body to the right.</p>
 <p>START OVER Evaluate results of choice and use process to revise as needed.</p>		<p>Start: Twist right index finger in between the left index and middle finger of open left hand. Over: With palm-down, circle right hand over the back of the left.</p>

© 2016 Edu-Resources, L.L.C. Used with Permission Great Expectations ®

Note: For most of these words and signs there is a video online showing the motions. There may be some variation if the sign is shown in American Sign Language instead of Signing Exact English.