

# C.R.O.S.S.ROADS Choice Chants, Posters, and Literature

---

---

- [C.R.O.S.S.ROADS Chant 1](#) no emoji - Printable poster
- [C.R.O.S.S.ROADS Chant 2 with emoji](#) - Printable poster
- [C.R.O.S.S.ROADS Process Poster](#) with emoji - includes 5 step questions
- [C.R.O.S.S.ROADS Choice Poetry and Literature Examples](#)

Learn this simple chant to remember the five steps in the [C.R.O.S.S.ROADS Choice process](#). It works for general decision-making, problem-solving, conflict resolution, and goal setting.

## C.R.O.S.S.ROADS Choice Chant 1

Five fingers on my hand will help me to recall

Five steps to good choices, whether great or small.

**First** I define my choice, thinking it clearly through

Trying to set my mind on what I want to do

**Second** I look at the facts of what is happening... now

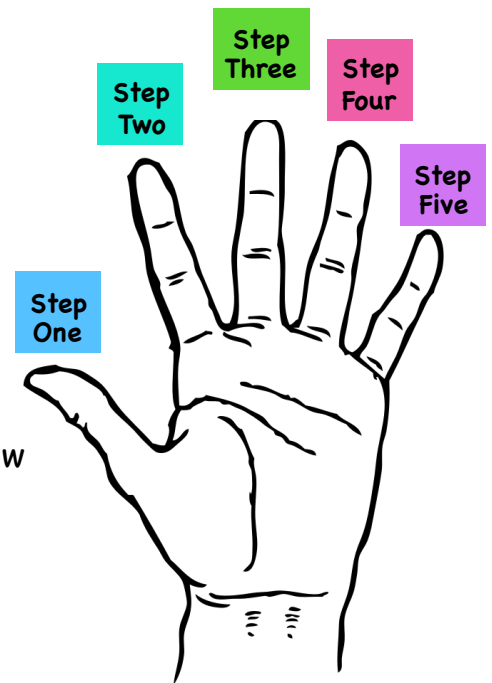
**Third** I seek the options to what might work ... somehow

**Fourth** I select what is best for me right now

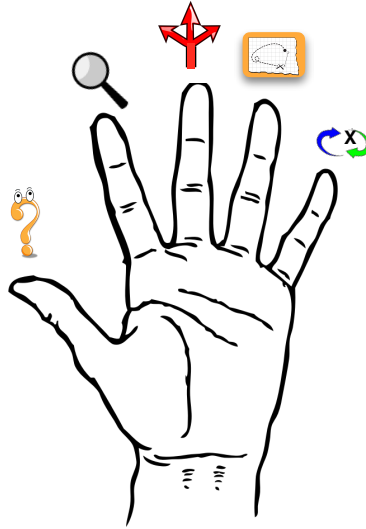
Finding answers for the Who? the What? the How?

Then I work very hard to put my plan together,

And **Fifth** is checking if I can make it any better.



Pam Deering



## C.R.O.S.S.ROADS Five Finger Choice Chant 2

Five fingers on my hand will help me to recall

Five steps to good choices, whether great or small.



First I define my choice, thinking it clearly through

Trying to set my mind on what I want to do



Second I look at the facts of what is happening... now

Third I seek the options to what might work ... somehow



Fourth I pick out what is best for me right now

Finding answers for the Who? the What? the How?


Then I work very hard to put my plan together,



And Fifth is checking if I can make it any better.

# C.R.O.S.S.ROADS Process Poster with emoji -

includes choice decision-making 5 questions



## C.R.O.S.S.ROADS Sign

### Language Chart -

- Emoji representing steps
- Five Steps process
- Sign Language (Signing Exact English) for each of the steps.

C.R.O.S.S.ROADS Emoji and Sign Language Chart

Emoji	Sign	Hand Sign Instructions
<b>CHOICE</b> What is the choice I'm trying to make?		<b>Choice:</b> Make a palm-out 'C' with right hand. Touch the index finger of a palm-in left hand 'V' and move it back towards body.
<b>REALITY</b> What is happening now? What do I want to happen?		<b>Now:</b> Drop down bent hands palm up.
<b>OPTIONS</b> What are some choice options I might try?		<b>Option/s:</b> Make a palm-out 'O' with right hand. Move it back towards body from a palm-in left hand 'V'.
<b>SELECT &amp; PLAN</b> What specific personal effort is necessary to make my choice option/s happen?		<b>Select:</b> Put the palm-out heel of right 'S' on index finger of a palm-in left hand 'V'. Move it back towards body. 'V' stays stationary. <b>Plan:</b> Move palm-facing flat hands facing out from the body to the right.
<b>START OVER</b> Evaluate results of choice and use process to revise as needed.		<b>Start:</b> Twist right index finger in between the left index and middle finger of open left hand. <b>Over:</b> With palm-down, circle right hand over the back of the left.

© 2016 Edu-Resources, L.L.C. Used with Permission Great Expectations ®

Note: For most of these words and signs there is a video online showing the motions. There may be some variation if the sign is shown in American Sign Language instead of Signing Exact English.