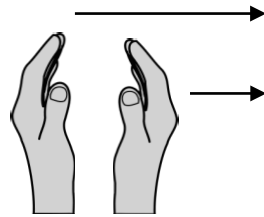
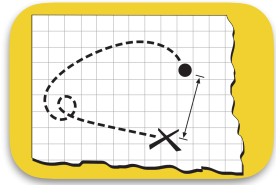


PLAN - What specific effort is necessary to make my choice option/s happen?

Hand sign for "PLAN"

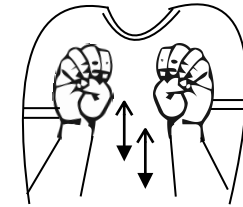
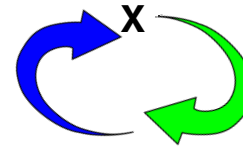
Move palm-facing flat hands facing out from the body to the right.



© 2017 Great Expectations

START OVER - Evaluate results of choice and use process to revise as needed.

Hand sign for 'EVALUATE'
Make 'E's with both hands and move alternately up and down in front of the body.



© 2017 Great Expectations

C.R.O.S.S. ROADS™ - Five Step Decision-making Process



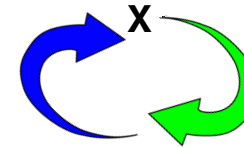
CROSS - With left forefinger extended palm down, place right extended forefinger across it.



ROAD - With 'R' palms down in front of you, make forward side-to-side motion (like a road)

© 2017 Great Expectations

START OVER - Evaluate results of choice and use process to revise as needed.



Hand sign for 'START'
Start: Twist right index finger in between the left index and middle finger of open left hand.



Hand Sign for 'OVER'
Over: With palm-down, circle right hand over the back of the left.

© 2017 Great Expectations

C.R.O.S.S. ROADS™

